


THE FAST TRACK
DESIGNED BY FLOS ARCHITECTURAL

RECESSED

SURFACE



Recessed Profiles 14 Nero
14 Black

Surface Profiles 40 Bianco
40 White 14 Nero
14 Black

LIGHT MODULES

THE FAST TRACK
SPOT 100



LIGHT SOURCE
POWER LED
13W
780 lm
3000K/CRI 90
830 lm
4000K/CRI 90

THE FAST TRACK
SPOT 150



LIGHT SOURCE
LED ARRAY
25,5W
1950 lm
3000K/CRI 90
2110 lm
4000K/CRI 90

MULTIFUNCTION
SMART DEVICE



FLOS CONTROL®
by Casambi

14 Nero
14 Black

BW Bianco
BW White



THE FAST TRACK

Descrizione

Unico sistema al mondo che permette di muovere, orientare e regolare l'intensità dei differenti gruppi di corpi illuminanti a distanza.

Sistema per interni disponibile nelle versioni per montaggio in superficie e incasso a soffitto. Dotato di controllo wireless con sistema FLOS Control® by Casambi gestito tramite App dedicata per dispositivi mobili (copre una distanza di circa 20m). Il sistema permette controllare fino a 200 apparecchi tramite App.

I moduli di illuminazione sono dotati di servocomandi per movimento e orientazione, sensori per rilevare altri faretto e l'estremo della guida.

Il sistema è in grado di rilevare in qualsiasi momento la posizione di ogni faretto, fino a un massimo di 24 scene di luce, memorizzando orientazione, rotazione e intensità luminosa per un uso futuro, oltre a 4 programmazioni orarie per cambiare da una scena all'altra.

E' anche possibile cambiare completamente scena di luce recuperando le composizioni memorizzate con un semplice click. La traslazione va effettuata sempre in modo manuale e individuale attraverso la APP.

Profili strutturali del sistema di alluminio estruso nero e placcati bianchi per la versione 4.0, provvisti di piste elettriche alimentate a 48V, su cui vengono installati con un sistema di fissaggio meccanico degli apparecchi LED.

La famiglia è composta da moduli di illuminazione d'accento, con diverse ottiche.

L'unico sistema di controllo disponibile è FLOS Control® by Casambi.

Necessaria APP per dispositivi mobili (disponibile in Apple Store e Google Play).

La lunghezza massima per ciascun alimentatore è di 20 m. La distanza massima tra la fonte di alimentazione e l'inizio della guida è di 2m.

Sistema Ottico

I moduli di illuminazione d'accento sono disponibili con ottiche in vetro ad alto rendimento con angoli super spot, spot, medium e flood.

Unità di Alimentazione

Alimentatore remota da 48V non inclusa.

Informazioni Aggiuntive

Grado di protezione IP20.

Adatti ad installazioni su superfici normalmente infiammabili.

Conformità e Marchi di Qualità

Apparecchio conforme alla Normativa Tecnica Europea EN60598-1 e relative parti seconde.

Description

Only system in the world that allows the intensity of different groups of light fittings to be moved, oriented, and adjusted at a distance.

Indoor system available in versions for installation on surfaces and recessed installation on the ceiling. Equipped with wireless control via the FLOS Control® by Casambi system managed using the dedicated app for mobile devices (covers a distance of about 20 m). The system allows up to 200 devices to be controlled via the app.

The lighting modules incorporate servos for moving and orienting them, as well as sensors to detect other spots and the end of the track.

The system can recognize the location of each spot at all times and memorize up to 24 scenes of light. It memorizes the orientation, rotation and light intensity for later use, as well as 4 time schedules to change from one scene to another.

The light scene can also be completely changed by recovering the memorized compositions with a simple click. The movement must always be performed manually and individually through the APP.

Structural profiles of the system are manufactured in black extruded aluminum and are white plated for the 40 version, provided with electric tracks fed at 48V, on which the LED luminaires are installed by means of a mechanical fixing system.

The family is composed of accent lighting, with different optics.

The only available control system is FLOS Control® by Casambi.

The app for mobile devices is also necessary (available in the Apple Store and Google Play).

The maximum length for each power source is 20 m.

The maximum length between the power supply and the start of the track is 2 m.

Optic system

The accent light modules are available with high-performance crystal optics. Super spot, spot, medium and flood angles.

Power Supply

Remote 48V power source not included.

Additional Information

IP20 protection grade.

Suitable for installation on normally inflammable surfaces.










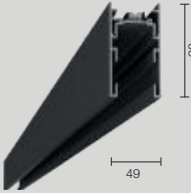






Compliance of Standards and Quality Marks

EN60598-1 European Technical Standards and any subsequent additions.

FLOS
CONTROL BY CASAMBI



HOW TO ORDER

1 CHOOSE YOUR PROFILE AND LENGTH	2 COMPLETE WITH MOUNTING ACCESSORIES	
<p>RECESSED PROFILE</p>  <p>86</p> <p>125</p> <p>L: 1 / 1,5 / 2 / 3 m</p>	<p>Feed cable</p>  <p>End cap</p>  <p>Intermediate cable</p>  <p>Electrical</p>  <p>Stopper</p> 	<p>Accessories (Optional)</p> <p>Recessed installation</p>  <p>Fixed ceiling kit</p>  <p>or</p> <p>Adjustable ceiling kit</p> 
<p>SURFACE PROFILE</p>  <p>92</p> <p>49</p> <p>L: 1 / 1,5 / 2 / 3 m</p>	<p>Feed cable</p>  <p>End cap</p>  <p>Intermediate cable</p>  <p>Electrical</p>  <p>Stopper</p> 	<p>Surface installation</p>  <p>Fixing ceiling kit included with the profile</p>

THE FAST TRACK

3 SELECT POWER SUPPLY

Recessed installation

Remote power supply



185W



320W

(select the driver with the appropriate power according to the needs of your project)

Surface installation

Remote power supply



185W



320W

(select the driver with the appropriate power according to the needs of your project)

4 SELECT A LIGHT MODULE

Spot 100



Casambi integrated



SS/S/M

Spot 150



Casambi integrated



S/M/F

Multifunction Smart Device

FLOS Control® by Casambi



THE FAST TRACK – RECESSED PROFILES

Profili

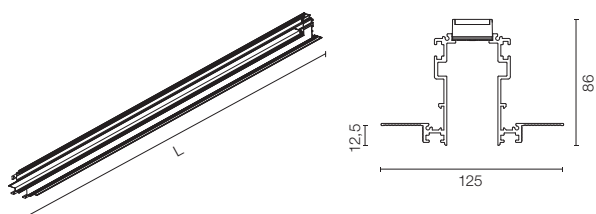
Profilo elettromeccanico per installazioni a incasso su soffitti di cartongesso con lunghezze da 1 a 3 metri. I cavi di alimentazione e interconnessione vanno ordinati separatamente.

I coperchi devono essere ordinati separatamente. Kit di ancoraggio, fisso o regolabile, disponibili (optional). I kit di ancoraggio a soffitto consentono l'installazione senza il bisogno di profili TC in alluminio di ancoraggio.

Profiles

Electro-mechanical profile for recessed installations in plasterboard ceilings, with 1m to 3m lengths. Power and interconnection cables must be ordered separately.

The covers must be ordered separately. Fixed or adjustable fastening kits available (optional). The roof fastening kits enable installation without the need for aluminium TC fastening profiles.



L: 1000 mm

■ 06.1850.14

L: 1500mm

■ 06.1851.14

L: 2000 mm

■ 06.1852.14

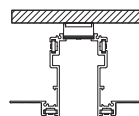
L: 3000 mm

■ 06.1853.14

L: 1 m / 1,5 m / 2 m / 3 m

Kit di fissaggio a soffitto fisso (opzionale). Kit da 2 unità.

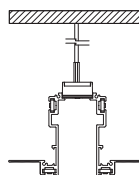
Fixed ceiling kit (optional). 2 unit kit.



■ 08.8866.14

Kit di fissaggio a soffitto regolabile (opzionale). Kit da 2 unità. Per l'installazione è necessaria un'asta filettata M6, non compresa.

Adjustable ceiling kit (optional). 2 unit kit. Installation requires a M6 threaded rod, not included.



■ 08.8867.14

Profile (mm)	Quantities Ceiling Kit
1000	1
2000	2
3000	2
4000	3

Asta di sospensione da 1 m con rosone con filettatura m6.

1-m suspension rod with ceiling rose with m6 thread.



□ 60.3097.11

■ 60.3097.14

Terminale di chiusura. Si devono ordinare separatamente. Kit da 2 unità.

End caps. To be ordered separately. 2 unit kit.



■ 08.9070.14

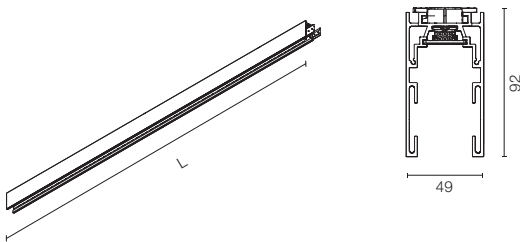
THE FAST TRACK – SURFACE PROFILES

Profili

Profilo elettromeccanico per installazioni a superficie su soffitti di cartongesso con lunghezze da 1 a 3 metri. Non valido per installazioni a sospensione. I cavi di alimentazione e interconnessione vanno ordinati separatamente. I tappi vanno ordinati separatamente. Kit di fissaggio a soffitto fisso incluso.

Profiles

Electro-mechanical profile for surface installations in plasterboard ceilings, with 1m to 3m lengths. Not suitable for suspended installations. Power and interconnection cables must be ordered separately. Covers must be ordered separately. Fixed ceiling kit included.



L: 1 m / 1,5 m / 2 m / 3 m

- L: 1000 mm
- 06.1860.40
- 06.1860.14
- L: 1500 mm
- 06.1861.40
- 06.1861.14
- L: 2000 mm
- 06.1862.40
- 06.1862.14
- L: 3000 mm
- 06.1863.40
- 06.1863.14

Terminale di chiusura. Da ordinare separatamente. Kit da 2 unità.

End caps. Must be ordered separately. 2 unit kit.



- 08.9071.40
- 08.9071.14

The Fast Track Recessed / Surface versions

Stopper. Per evitare che gli spot invadano zone della guida alimentate da un altro driver ed evitare di superare la potenza massima permessa in ogni driver. Può essere usato anche per limitare il movimento per altri motivi.

Stopper. To prevent spots from invading track areas powered by another driver and to prevent exceeding the maximum allowed power of each driver. It can also be used to limit movement for other reasons.



- 08.9074.14

Cavo di alimentazione.

Power feed cable.



06.0303.00

Cavo di connessione. Connessione elettrica.

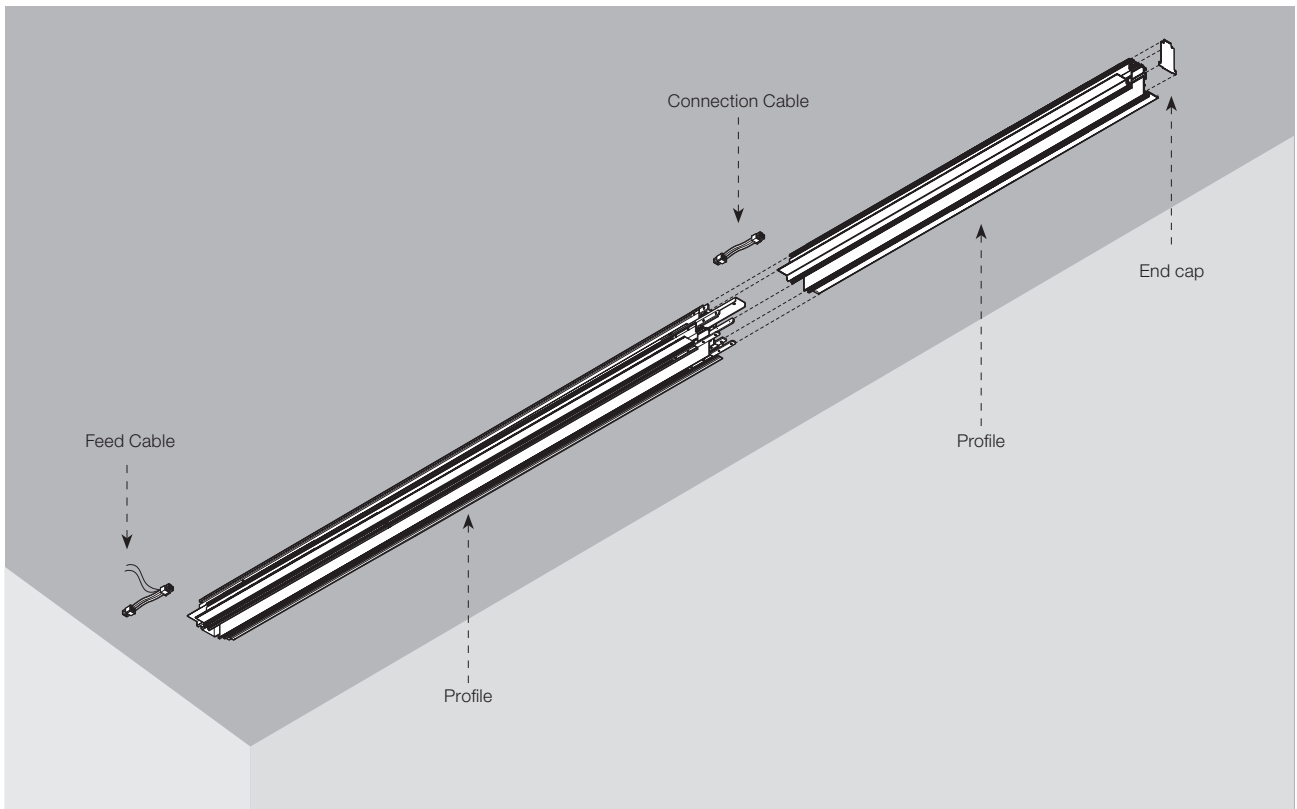
Connection cable. Electrical connection.



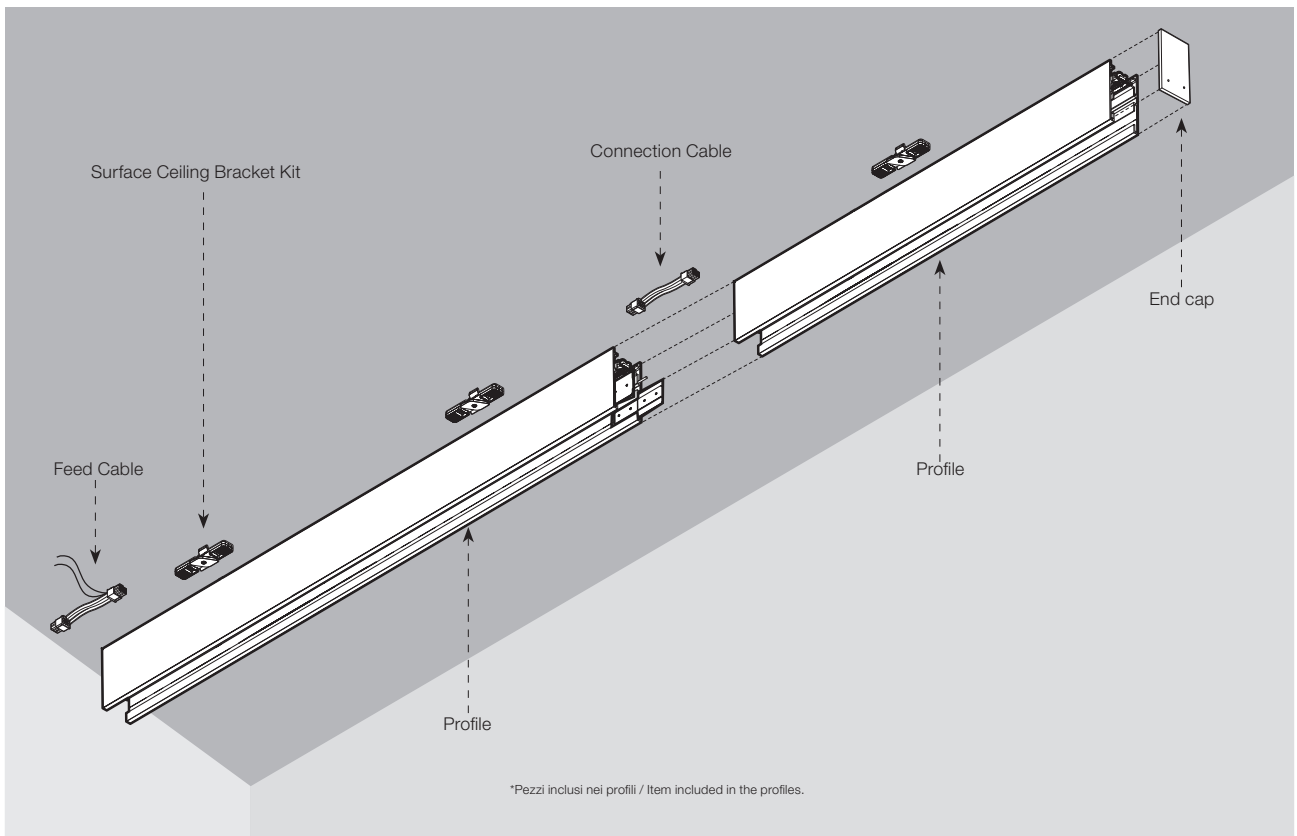
06.0301.00

THE FAST TRACK – INSTALLATION PROFILES

RECESSED INSTALLATION



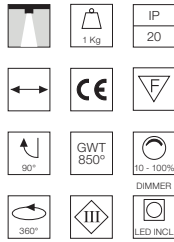
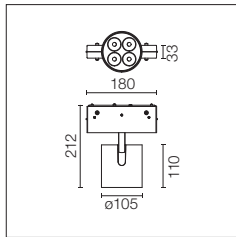
SURFACE INSTALLATION



THE FAST TRACK – LIGHT MODULES

The Fast Track Spot 100

Light Source: Power LED 13W - 830 lm - 3000K/CRI 90 / 13W - 878 lm - 4000K/CRI 90



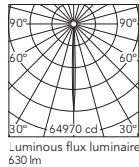
Proiettore per l'installazione nel profilo del sistema The Fast Track con sorgente luminosa LED e con ottica super spot, molto utile per grandi altezze, medium e flood. Le scatole degli apparecchi sono prodotte solo in nero.

Spotlight to be installed in the The Fast Track system profile with a LED light source and super spot optic, very useful for great heights, medium and flood. The boxes of the luminaires are manufactured only in black.

3000K

**Casambi integrated

09.9070.BW
09.9070.14



Beam Angle: 4°

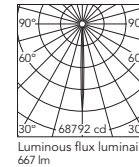
h(m)	Ef(x)	D(m)
1	64970	0.07
2	16243	0.14
3	7219	0.21
4	4061	0.28
5	2599	0.35

Luminous flux luminaire 630 lm

4000K

**Casambi integrated

09.9075.BW
09.9075.14



Beam Angle: 4°

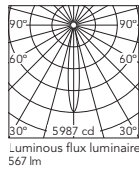
h(m)	Ef(x)	D(m)
1	68792	0.07
2	17198	0.14
3	7644	0.21
4	4300	0.28
5	2752	0.35

Luminous flux luminaire 667 lm

3000K

**Casambi integrated

09.9071.BW
09.9071.14



Beam Angle: 15°

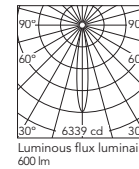
h(m)	Ef(x)	D(m)
1	5987	0.26
2	1497	0.52
3	665	0.77
4	374	1.03
5	239	1.29

Luminous flux luminaire 567 lm

4000K

**Casambi integrated

09.9076.BW
09.9076.14



Beam Angle: 15°

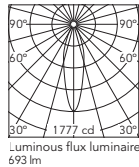
h(m)	Ef(x)	D(m)
1	6339	0.26
2	1585	0.52
3	704	0.77
4	396	1.03
5	254	1.29

Luminous flux luminaire 600 lm

3000K

**Casambi integrated

09.9072.BW
09.9072.14



Beam Angle: 27°

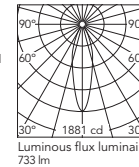
h(m)	Ef(x)	D(m)
1	1777	0.48
2	444	0.95
3	197	1.43
4	111	1.91
5	71	2.38

Luminous flux luminaire 693 lm

4000K

**Casambi integrated

09.9077.BW
09.9077.14



Beam Angle: 27°

h(m)	Ef(x)	D(m)
1	1881	0.48
2	470	0.95
3	209	1.43
4	118	1.91
5	75	2.38

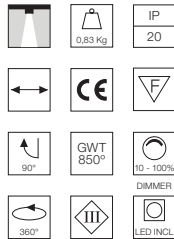
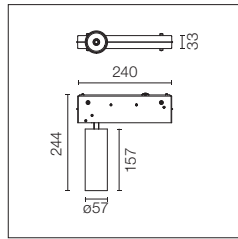
Luminous flux luminaire 733 lm

** Il sistema di controllo degli apparecchi in versione Casambi si regola direttamente tramite bluetooth con l'applicazione dedicata FLOS Control® by Casambi / The control system with the Casambi version of light fixtures is directly and individually regulated wirelessly using the application FLOS Control® by Casambi.

THE FAST TRACK – LIGHT MODULES

The Fast Track Spot 150

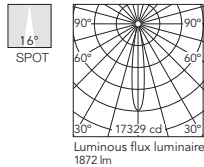
Light Source: LED Array 25,5W - 2080 lm - 3000K/CRI 90 / 25,5W - 2262 lm - 4000K/CRI 90



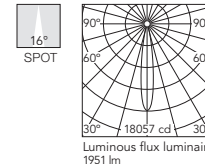
Proiettore per l'installazione nel profilo del sistema The Fast Track con sorgente luminosa LED e ottiche in vetro: spot, medium e flood ad alto rendimento. Le scatole degli apparecchi sono prodotte solo in nero.

Spotlight to be installed in the The Fast Track system profile with a LED light source and glass optics: high performance spot, medium and flood lights. The boxes of the luminaires are manufactured only in black.

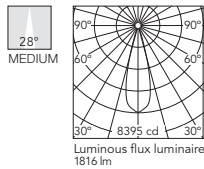
3000K
**Casambi integrated
09.9083.BW
09.9083.14



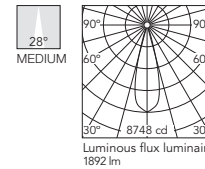
4000K
**Casambi integrated
09.9086.BW
09.9086.14



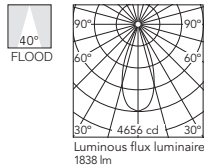
3000K
**Casambi integrated
09.9084.BW
09.9084.14



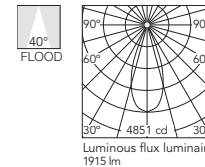
4000K
**Casambi integrated
09.9087.BW
09.9087.14



3000K
**Casambi integrated
09.9085.BW
09.9085.14



4000K
**Casambi integrated
09.9088.BW
09.9088.14



Accessori / Accessories

The Fast Track Spot 150

Crocetta di schermatura, lenti e honeycomb direttamente installabili sulla testa dell'apparecchio di illuminazione senza necessità di accessori di fissaggio. Compatibilità di installazione di honeycomb + lente contemporaneamente.

Screening crosspiece, lenses and honeycomb directly installable on the head of the luminaire without needing any fastening accessory. Installation compatible with honeycomb + lense at the same time.

Filtro a croce antiabbagliamento. Screening crosspiece.  08.8429.00

Lente ellittica. Elliptical lens.  08.8431.00

Lente flood. Flood lens.  08.8432.00

Honeycomb. Honeycomb.  08.8428.00

Cono di schermatura. Snoot shielding cone.  38  08.0526.00
08.0526.40
08.0526.BW

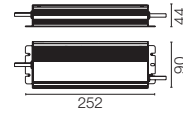
** Il sistema di controllo degli apparecchi in versione Casambi si regola direttamente tramite bluetooth con l'applicazione dedicata FLOS Control® by Casambi / The control system with the Casambi version of light fixtures is directly and individually regulated wirelessly using the application FLOS Control® by Casambi.

THE FAST TRACK

Driver / Drivers

Alimentatore LED per installazione remota, 48V/320W. 100/240 Vac.

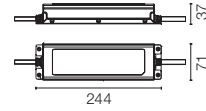
LED power supply source for remote installation, 48V/320W. 100/240 Vac.



*RF27321

Alimentatore LED per installazione remota, 110Vac-135W / 220Vac-200W.

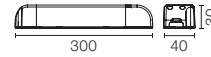
LED power supply source for remote installation, 110Vac-135W / 220Vac-200W.



*60.9607

Alimentatore LED per installazione remota, 48V/120W. 220/240 Vac.

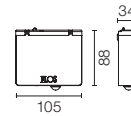
LED power supply source for remote installation, 48V/120W. 220/240 Vac.



*60.9170

Dispositivo intelligente multifunzione. Triplice funzionalità 3x1: ripetitore di segnale Casambi, sensore per l'illuminazione d'ambiente e rilevatore di presenza. FLOS Control® by Casambi.

Multifunction Smart Device. Triple functionality 3x1: Casambi signal repeater, light sensor and presence detector. FLOS Control® by Casambi.



06.1987.40
06.1987.14

* Per il dimensionamento dell'impianto, mantenere un margine di sicurezza di circa il 15% della potenza massima dell'alimentatore LED / For the sizing of the installation keep a safety margin of 15% of the maximum power of the LED power source.